

## Artwork Criteria

The process that is used to make the Inmould graphic is very similar to screen printing, as used on T-shirts and some posters.

Each colour used in the artwork is layered on a clear film sheet. The clear film sheet is then placed inside the rotomould when the aquaBUBBLER body is manufactured.

Polymer colouring does not use PMS or CMYK colours in the process, but our specialist colour-matches to your specified PMS colours.


The cost of each graphic depends on its size and the number of colours used.

Supply artwork in Vector (paths) format with proof PDF indicating the PMS or CMYK colours used.

NOTE: Graduated fills are unable to be reproduced, each colour MUST be a solid block.



## aquaBUBBLER Signature Palette:



For our complete colour listing visit: [bit.ly/coloursCC](http://bit.ly/coloursCC) ►

## Artwork Example



The above artwork contains 5 spot colours . . . magenta, white, green, yellow and purple

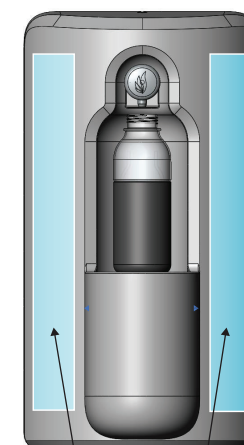
NOTE: the light blue (cyan) is the colour of the aquaBUBBLER body

NOTE: avoid small hairlines and complicated detail

## Artwork Sizes and Locations

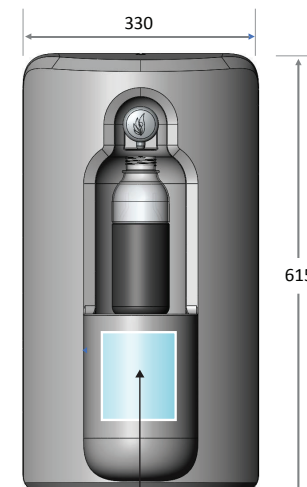
Graphic on sides of unit

Graphic on front of unit



mm: 100 W x 500 H

or



mm: 210 W x 164 H

The above dimensions are maximum print area.  
If required, smaller artwork/graphics can be used.