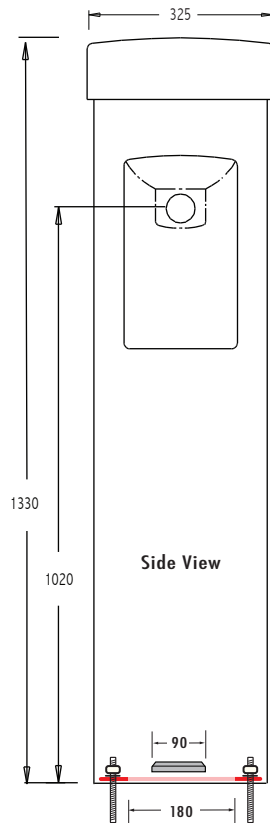
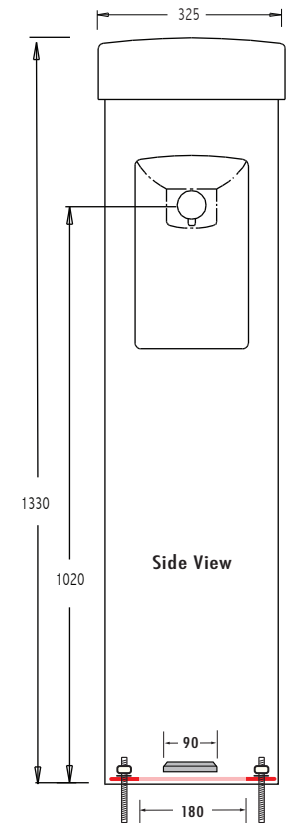
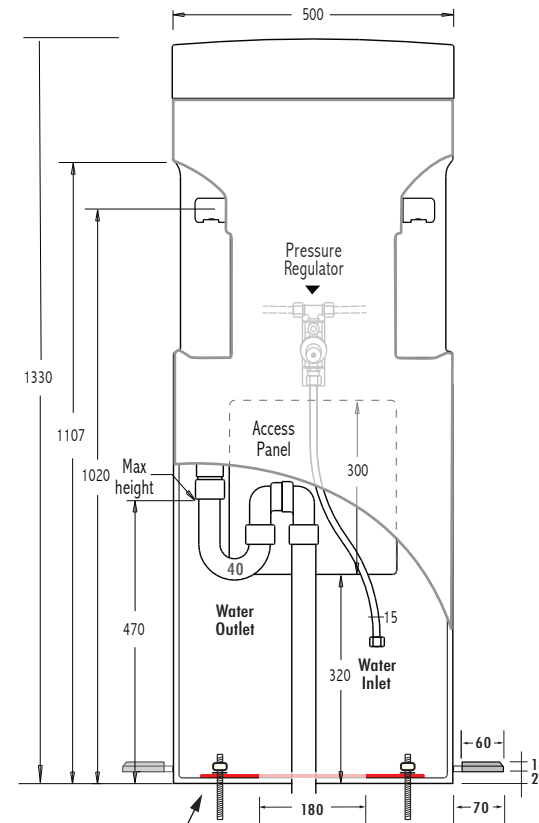
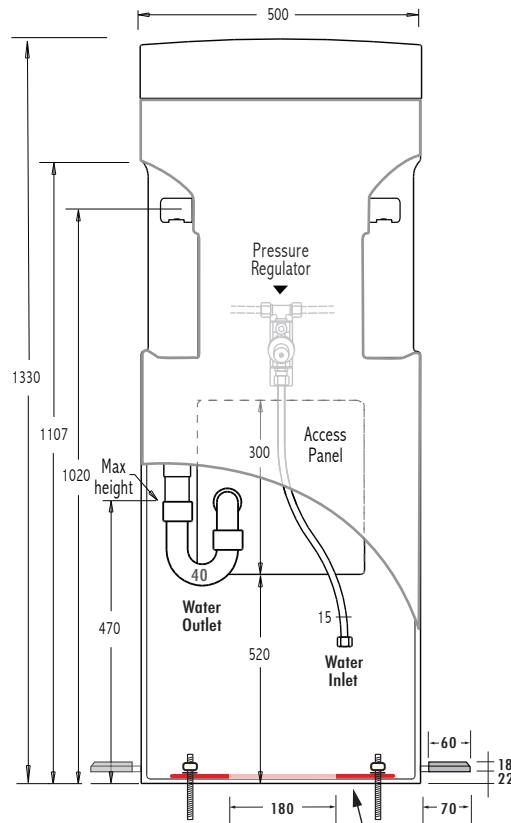


ABOVE Ground Plumbing Connection

BELOW Ground Plumbing Connection



Side View

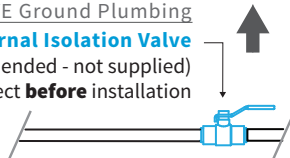


Side View



Code: ABS14HF13

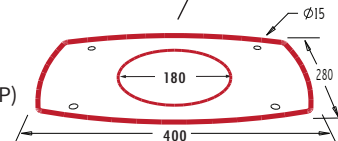
ABOVE Ground Plumbing
External Isolation Valve
(Recommended - not supplied)
Connect **before** installation



Internal Base
Mounting Plate

- Place Base Mounting Plate (BMP) halves in position on the installation surface.
- Mark anchor points on the surface through BMP holes and drill out.
- Fit off either 12mm threaded rods or 16mm dynabolts*
- Place unit over anchors, then place BMP inside unit over anchors and secure in place.

* Indicates correct gauges for anchor system types listed;
choice of anchor system is at installer's discretion



BELOW Ground Plumbing
External Isolation Valve

(Recommended - not supplied)
Set up **before** installation

