

Artwork Criteria

The process that is used to make the Inmould graphic is very similar to screen printing, as used on T-shirts and some posters.

Each colour used in the artwork is layered on a clear film sheet. The clear film sheet is then placed inside the rotomould when the aquaBUBBLER body is manufactured.

Polymer colouring does not use PMS or CMYK colours in the process, but our specialist colour-matches to your specified PMS colours.

The cost of each graphic depends on its size and the number of colours used.

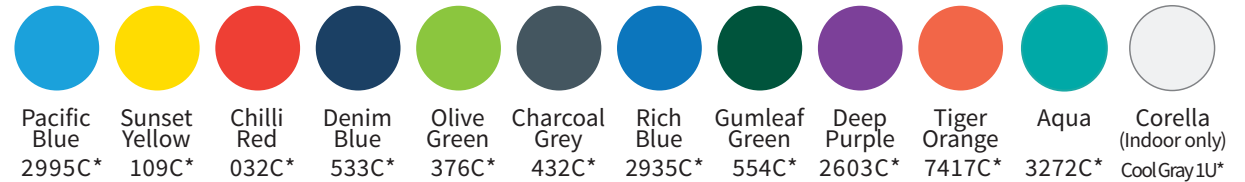
Supply artwork in Vector (paths) format with proof PDF indicating the PMS or CMYK colours used.

NOTE: Graduated fills are unable to be reproduced, each colour **MUST** be a solid block.



aquaBUBBLER Colour Range

*PMS CODE



Artwork Example

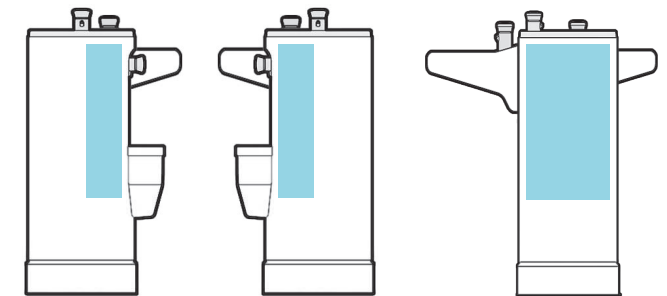


The above artwork contains 5 spot colours ... magenta, white, green, yellow and purple

NOTE: the light blue (cyan) is the colour of the aquaBUBBLER body

NOTE: avoid small hairlines and complicated detail

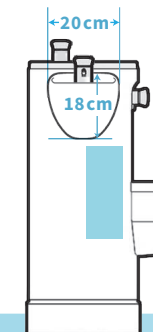
Artwork Sizes and Locations



Left Side
125mm wide
x 500mm high

Right Side
125mm wide
x 500mm high

Back
300mm wide
x 500mm high



NOTE: Graphic can be also located under the multi pod. The height of graphic varies according to the pod height you choose.

NOTE: The above dimensions are maximum print area. If required, smaller artwork/graphics can be used.